

Analysis of Judges Combined Anomalies

Sequences: Seq01 Programme 1: Free Known, Seq02 Programme 2: Free Unknown #1 (ADV), Seq03 Programme 3: Free Unknown #2 (ADV), Seq04 Programme 4: Free Unknown #3

10th FAI EUROPEAN ADVANCED AEROB

Chotiboø

5. - 13. 8. 2017

| | | FIN | UKR | RUS | FRA | RSA | LTU | CZE | GER | | | | | | | | | | |
|--------------------------|------------|----------------|-------------------|-------------------|----------------|---------------|----------------|-------------------|------------------|------|------|------|------|------|------|------|------|------|-----|
| | | Timo Bartholdi | Lyudmila Zelenina | Oleg Shpolyanskiy | Jerome Houdier | John Gaillard | Algis Orlickas | Zuzana Danihelová | Jurgen Leukefeld | | | | | | | | | | |
| | | RI 9.22 [4] | RI 9.64 [4] | RI 11.20 [4] | RI 11.86 [4] | RI 16.18 [4] | RI 16.61 [4] | RI 18.55 [4] | RI 19.92 [4] | | | | | | | | | | |
| | All Judges | | | | | | | | | | | | | | | | | | |
| | No | | | | | | | | | | | | | | | | | | |
| | % | | | | | | | | | | | | | | | | | | |
| HZ - Hard Zeros | 193 | 1.2 | 22 | 1.1 | 22 | 1.1 | 23 | 1.1 | 24 | 1.2 | 24 | 1.2 | 20 | 1.0 | 31 | 1.5 | 27 | 1.3 | |
| PZ - Perception Zeros | 155 | 0.9 | 10 | 0.5 | 5 | 0.2 | 25 | 1.2 | 56 | 2.7 | 18 | 0.9 | 3 | 0.1 | 28 | 1.4 | 10 | 0.5 | |
| Marks from 0.0 to 6.5 | 4813 | 29.1 | 885 | 42.8 | 323 | 15.6 | 734 | 35.5 | 634 | 30.7 | 354 | 17.1 | 151 | 7.3 | 1159 | 56.0 | 573 | 27.7 | |
| Marks from 7.0 to 10.0 | 11356 | 68.6 | 1135 | 54.9 | 1716 | 83.0 | 1286 | 62.2 | 1353 | 65.4 | 1666 | 80.6 | 1893 | 91.5 | 850 | 41.1 | 1457 | 70.5 | |
| AV - averages | 27 | 0.2 | 16 | 0.8 | 2 | 0.1 | 0 | 0.0 | 1 | 0.0 | 6 | 0.3 | 1 | 0.0 | 0 | 0.0 | 1 | 0.0 | |
| Total marks Pilots/Judge | 16544 | 2068 | 149 | 2068 | 149 | 2068 | 149 | 2068 | 149 | 2068 | 149 | 2068 | 149 | 2068 | 149 | 2068 | 149 | 2068 | 149 |

Note that this CJ's Analysis sheet provides cumulative marks data from only the second FPS pass from which the lower scoring Pilots are excluded, whereas the individual Judges Analysis sheets comprise data from all Pilots and may therefore provide slightly higher totals.

Style Comparison:

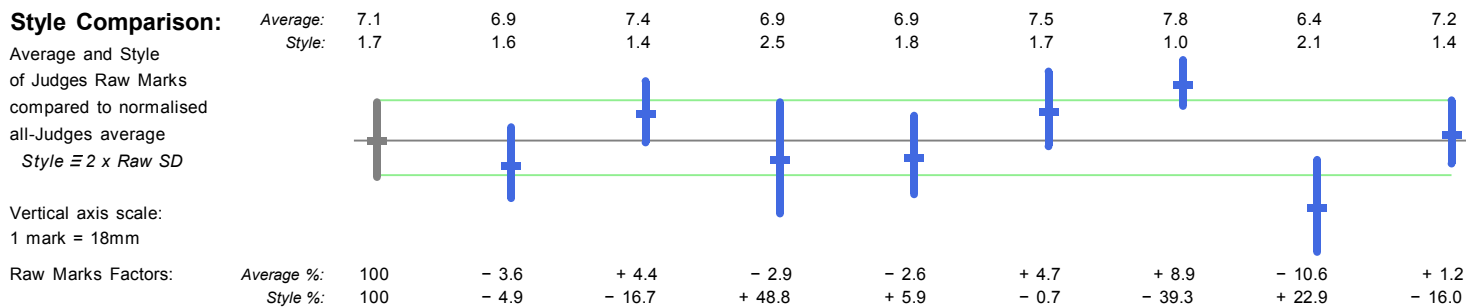


Figure anomalies

| | | | | | | | | | | |
|------------------------|-----|-----|----|----|----|----|----|----|----|----|
| HZ to fitted value | 21 | 0.1 | 1 | 1 | 1 | 2 | 1 | 1 | 8 | 6 |
| Mark to confirmed HZ | 20 | 0.1 | 3 | 3 | 2 | 2 | 1 | 5 | 1 | 3 |
| PZ to confirmed HZ | 0 | 0.0 | - | - | - | - | - | - | - | - |
| PZ to fitted value | 110 | 0.7 | 3 | 2 | 18 | 42 | 13 | - | 23 | 9 |
| AV to confirmed HZ | 0 | 0.0 | - | - | - | - | - | - | - | - |
| AV to fitted value | 27 | 0.2 | 16 | 2 | - | 1 | 6 | 1 | - | 1 |
| Lo to fitted value | 173 | 1.0 | 11 | 17 | 35 | 25 | 25 | 15 | 34 | 11 |
| Hi to fitted value | 96 | 0.6 | 7 | 9 | 12 | 7 | 13 | 22 | 10 | 16 |
| The 60% Rule | 56 | 0.3 | 7 | 7 | 7 | 7 | 7 | 7 | 7 | 7 |
| Total figure anomalies | 503 | | 48 | 41 | 75 | 86 | 66 | 51 | 83 | 53 |

. . . continued from previous page

Sequences: Seq01 Programme 1: Free Known, Seq02 Programme 2: Free Unknown #1 (ADV), Seq03 Programme 3: Free Unknown #2 (ADV),
Seq04 Programme 4: Free Unknown #3

| | | | | | | | |
|----------------|-------------------|-------------------|----------------|---------------|----------------|-------------------|------------------|
| FIN | UKR | RUS | FRA | RSA | LTU | CZE | GER |
| Timo Bartholdi | Lyudmila Zelenina | Oleg Shpolyanskiy | Jerome Houdier | John Gaillard | Algis Orlickas | Zuzana Danihelová | Jurgen Leukefeld |

Sequence anomalies

| Team | Pilots assessed in FPS pass-2 | | | | | | | | | | | | | | | | | | | | |
|--------------------------|-------------------------------|----|-------------|-----------|-----------|-----------|-----------|-----------|-----------|-------------|------------|-----------|-----------|-----------|-----------|-----------|---|------|-----------|------|------|
| BEL | Belgium | 8 | 2 Lo 1 Hi | - | - | - | - | - | - | - | - | - | - | - | 1 Hi | - | - | 2 Lo | - | - | - |
| CZE | Czech Republic | 12 | 6 Lo 7 Hi | - | - | - | 1 Hi | 3 Lo | - | 1 Lo 1 Hi | 1 Lo 1 Hi | - | 1 Hi | 1 Lo 2 Hi | - | - | - | - | - | - | 1 Hi |
| FRA | France | 20 | 6 Lo 10 Hi | - | 3 Hi | - | - | 3 Lo | - | 1 Lo 1 Hi | - | 1 Hi | 1 Lo 1 Hi | 1 Lo 3 Hi | - | - | - | - | - | - | 1 Hi |
| GER | Germany | 10 | 3 Lo 2 Hi | - | - | 1 Lo | - | - | 1 Hi | - | - | - | 1 Lo 1 Hi | 1 Lo | - | - | - | - | - | - | - |
| GBR | Great Britain | 5 | 3 Lo 2 Hi | 1 Lo | - | 1 Lo | - | - | - | - | - | 1 Lo 1 Hi | - | 1 Hi | - | - | - | - | - | - | - |
| ITA | Italy | 9 | 2 Lo 2 Hi | - | - | - | - | - | - | - | - | - | 1 Hi | - | - | 1 Lo | - | - | - | 1 Lo | 1 Hi |
| LTU | Lithuania | 6 | 4 Lo 1 Hi | 1 Lo | - | 2 Lo | - | - | - | - | - | - | - | - | 1 Hi | - | - | - | - | 1 Lo | - |
| NED | Netherlands | 6 | 4 Lo 1 Hi | - | - | - | - | 1 Lo 1 Hi | - | - | - | - | - | 1 Lo | - | 1 Lo | - | - | - | 1 Lo | - |
| POL | Poland | 16 | 6 Lo 7 Hi | 1 Lo | - | - | 1 Hi | - | - | 1 Lo | - | 1 Lo | - | 2 Lo 1 Hi | 1 Lo 4 Hi | - | - | - | - | - | 1 Hi |
| ROU | Romania | 9 | 1 Lo 1 Hi | - | - | - | - | - | - | - | - | - | - | - | - | - | - | - | - | 1 Lo | 1 Hi |
| RUS | Russian Federation | 25 | 9 Lo 5 Hi | - | - | - | 1 Hi | - | 2 Hi | 2 Lo | - | 2 Lo | - | - | - | 2 Lo 1 Hi | - | - | 3 Lo 1 Hi | - | - |
| SVK | Slovakia | 5 | 2 Lo 0 Hi | - | - | - | - | - | - | 1 Lo | - | - | - | 1 Lo | - | - | - | - | - | - | - |
| UKR | Ukraine | 15 | 6 Lo 1 Hi | 1 Lo | - | - | - | - | - | 1 Lo | - | - | 1 Hi | - | - | 1 Lo | - | - | - | 3 Lo | - |
| Total sequence anomalies | | | 54 Lo 40 Hi | 4 Lo 3 Hi | 4 Lo 3 Hi | 7 Lo 4 Hi | 7 Lo 2 Hi | 6 Lo 7 Hi | 6 Lo 5 Hi | 10 Lo 10 Hi | 10 Lo 6 Hi | | | | | | | | | | |

Review of Perception Zeros

| | | | | | | | | |
|---------------------|----|---|----|----|----|---|----|----|
| PZ's accepted = 32 | 6 | 2 | 4 | 10 | 2 | 3 | 4 | 1 |
| PZ's rejected = 123 | 4 | 3 | 21 | 46 | 16 | - | 24 | 9 |
| Totals per Judge | 10 | 5 | 25 | 56 | 18 | 3 | 28 | 10 |

. . . continued from previous page

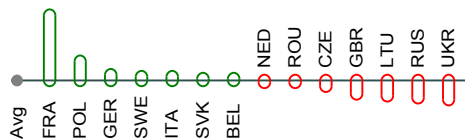
Sequences: Seq01 Programme 1: Free Known, Seq02 Programme 2: Free Unknown #1 (ADV), Seq03 Programme 3: Free Unknown #2 (ADV), Seq04 Programme 4: Free Unknown #3

Cumulative RI contributions per Team

Timo Bartholdi (FIN)

Judge: max country bias = 1.82 min = -0.57 o/all avg = 0.09
 Panel: = 1.82 min = -2.72

Most favoured Least favoured



Lyudmila Zelenina (UKR)

Judge: max country bias = 1.34 min = -1.35 o/all avg = 0.00
 Panel: = 1.82 min = -2.72

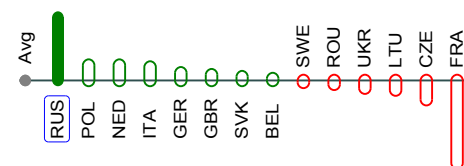
Most favoured Least favoured



Oleg Shpolyanskiy (RUS)

Judge: max country bias = 1.80 min = -2.36 o/all avg = 0.00
 Panel: = 1.82 min = -2.72

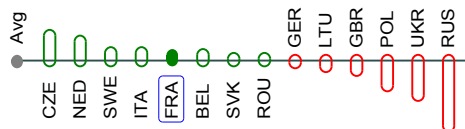
Most favoured Least favoured



Jerome Houdier (FRA)

Judge: max country bias = 0.72 min = -1.82 o/all avg = -0.20
 Panel: = 1.82 min = -2.72

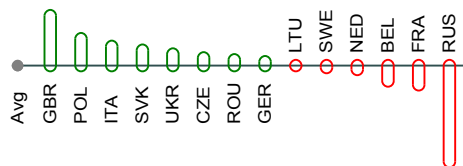
Most favoured Least favoured



John Gaillard (RSA)

Judge: max country bias = 1.39 min = -2.72 o/all avg = 0.01
 Panel: = 1.82 min = -2.72

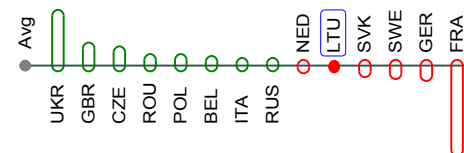
Most favoured Least favoured



Algis Orlickas (LTU)

Judge: max country bias = 1.42 min = -2.40 o/all avg = -0.03
 Panel: = 1.82 min = -2.72

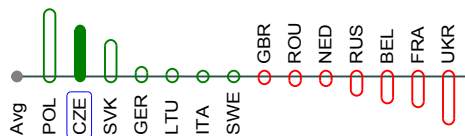
Most favoured Least favoured



Zuzana Danihelová (CZE)

Judge: max country bias = 1.71 min = -1.21 o/all avg = 0.10
 Panel: = 1.82 min = -2.72

Most favoured Least favoured



Jurgen Leukefeld (GER)

Judge: max country bias = 1.23 min = -1.86 o/all avg = 0.15
 Panel: = 1.82 min = -2.72

Most favoured Least favoured

