

Analysis of Judges Combined Anomalies

Sequences: Seq01 Programme 1: Free Known, Seq02 Programme 2: Free Unknown #1 (UNP), Seq03 Programme 3: Free Unknown #2 (UNP), Seq04 Programme 4: Free Unknown #3

20th EAC

Moravska Trebova

20. 8. - 28. 8. 2016

		FRA	RUS	CZE	FIN	LTU	SUI	RSA								
		Auger Guy	Bezdenezhnyk Mikhail	Danihelová Zuzana	Bartholdi Timo	Gedminaite Violeta	Brocard Georges	Gaillard John								
		RI 9.01 [4]	RI 10.20 [4]	RI 10.51 [4]	RI 10.64 [4]	RI 11.68 [4]	RI 13.76 [4]	RI 14.33 [4]								
All Judges																
No																
%																
HZ - Hard Zeros	200	1.4	33	1.6	31	1.5	25	1.2	28	1.4	27	1.3	26	1.3	30	1.5
PZ - Perception Zeros	82	0.6	15	0.7	23	1.1	23	1.1	3	0.1	2	0.1	6	0.3	10	0.5
Marks from 0.0 to 6.5	3197	22.2	328	15.9	355	17.3	812	39.5	677	32.9	366	17.8	241	11.7	418	20.3
Marks from 7.0 to 10.0	10892	75.6	1681	81.7	1648	80.1	1194	58.0	1347	65.5	1655	80.5	1783	86.7	1584	77.0
AV - averages	28	0.2	0	0.0	0	0.0	3	0.1	2	0.1	7	0.3	1	0.0	15	0.7
Total marks	Pilots/Judge	14399	2057	147	2057	147	2057	147	2057	147	2057	147	2057	147	2057	147

Note that this CJ's Analysis sheet provides cumulative marks data from only the second FPS pass from which the lower scoring Pilots are excluded, whereas the individual Judges Analysis sheets comprise data from all Pilots and may therefore provide slightly higher totals.

Style Comparison:

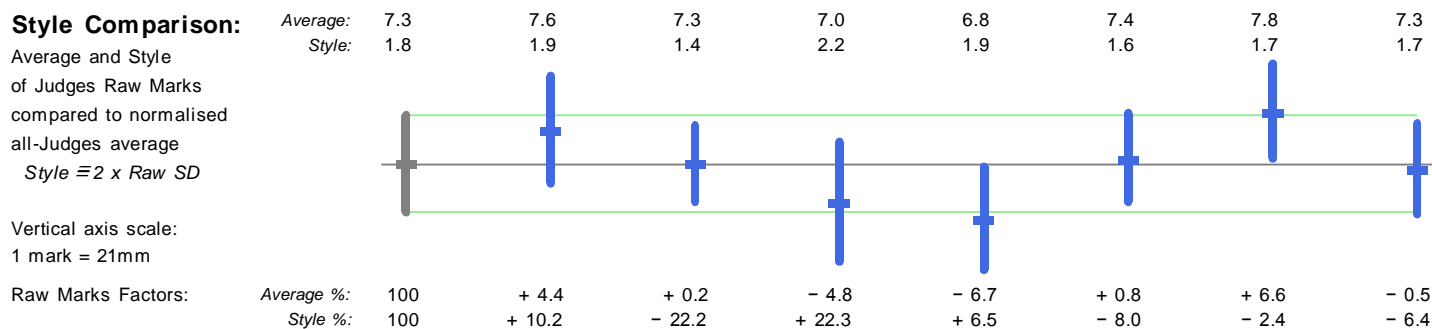


Figure anomalies

HZ to fitted value	22	0.2	4	1	-	-	4	7	6
Mark to confirmed HZ	34	0.2	2	1	4	4	5	11	7
PZ to confirmed HZ	3	0.0	-	-	-	-	1	1	1
PZ to fitted value	50	0.3	8	16	18	-	1	-	7
AV to confirmed HZ	4	0.0	-	-	2	-	2	-	-
AV to fitted value	24	0.2	-	-	1	2	5	1	15
Lo to fitted value	157	1.1	19	21	31	18	22	24	22
Hi to fitted value	67	0.5	11	9	13	5	13	4	12
The 60% Rule	77	0.5	11	11	11	11	11	11	11
Total figure anomalies	438		55	59	80	40	64	59	81

Sequences: Seq01 Programme 1: Free Known, Seq02 Programme 2: Free Unknown #1 (UNP), Seq03 Programme 3: Free Unknown #2 (UNP), Seq04 Programme 4: Free Unknown #3

FRA	RUS	CZE	FIN	LTU	SUI	RSA
Auger Guy	Bezdenezhnyk Mikhail	Danihelová Zuzana	Bartholdi Timo	Gedminaite Violeta	Brocard Georges	Gaillard John

Sequence anomalies

Team	Pilots assessed in FPS pass-2																
CZE Czech Republic	11	1 Lo 4 Hi	-	-	1 Lo	-	- 3 Hi	-	-	-	-	-	-	-	-	-	1 Hi
FRA France	36	11 Lo 9 Hi	- 4 Hi	-	-	4 Lo 1 Hi	3 Lo 4 Hi	-	-	1 Lo	-	3 Lo	-	-	-	-	-
GER Germany	19	3 Lo 6 Hi	-	-	1 Lo	-	-	-	-	1 Hi	1 Lo	1 Hi	-	2 Hi	1 Lo	2 Hi	-
HUN Hungary	8	3 Lo 6 Hi	1 Lo	-	-	1 Hi	-	-	1 Lo	-	-	1 Hi	1 Lo	1 Hi	-	3 Hi	-
LUX Luxembourg	4	1 Lo 2 Hi	-	1 Hi	-	-	-	-	-	-	-	1 Hi	1 Lo	-	-	-	-
POL Poland	4	1 Lo 0 Hi	-	-	-	-	-	-	-	-	-	-	1 Lo	-	-	-	-
POR Portugal	4	1 Lo 1 Hi	-	-	-	-	-	-	1 Lo	-	-	-	-	-	-	-	1 Hi
RUS Russian Federation	33	15 Lo 14 Hi	3 Lo 1 Hi	- 6 Hi	2 Lo	-	2 Lo 1 Hi	4 Lo 2 Hi	3 Lo 1 Hi	1 Lo	3 Hi	-	-	-	-	-	-
SUI Switzerland	11	2 Lo 2 Hi	-	-	-	-	1 Lo	-	1 Lo	-	-	-	- 1 Hi	-	-	-	1 Hi
HKG Hong Kong	4	2 Lo 2 Hi	-	-	2 Lo	-	-	-	-	1 Hi	-	-	-	-	-	-	1 Hi
Total sequence anomalies		40 Lo 46 Hi	4 Lo 6 Hi		4 Lo 7 Hi		7 Lo 4 Hi		8 Lo 7 Hi		5 Lo 5 Hi		7 Lo 5 Hi		5 Lo 12 Hi		

Review of Perception Zeros

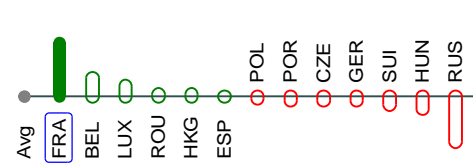
PZ's accepted = 8	2	2	1	1	-	2	-
PZ's rejected = 74	13	21	22	2	2	4	10
Totals per Judge	15	23	23	3	2	6	10

Sequences: Seq01 Programme 1: Free Known, Seq02 Programme 2: Free Unknown #1 (UNP), Seq03 Programme 3: Free Unknown #2 (UNP), Seq04 Programme 4: Free Unknown #3

Cumulative RI contributions per Team

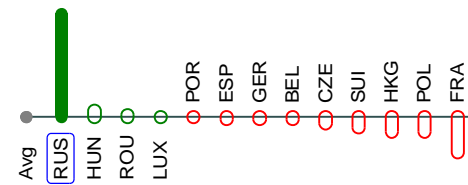
Auger Guy (FRA)

Judge: max country bias = 1.86 min = -1.63 o/all avg = 0.02
 Panel: = 3.64 min = -2.08
 Most favoured Least favoured



Bezdenezhnyk Mikhail (RUS)

Judge: max country bias = 3.64 min = -1.24 o/all avg = 0.12
 Panel: = 3.64 min = -2.08
 Most favoured Least favoured



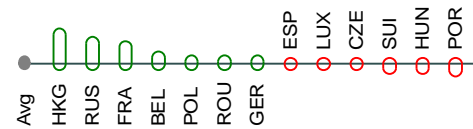
Danihelová Zuzana (CZE)

Judge: max country bias = 1.15 min = -1.85 o/all avg = -0.13
 Panel: = 3.64 min = -2.08
 Most favoured Least favoured



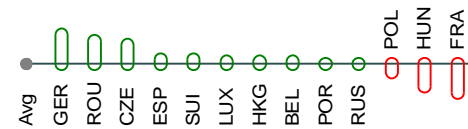
Bartholdi Timo (FIN)

Judge: max country bias = 1.05 min = -0.21 o/all avg = 0.27
 Panel: = 3.64 min = -2.08
 Most favoured Least favoured



Gedminaitė Violeta (LTU)

Judge: max country bias = 1.02 min = -1.00 o/all avg = 0.11
 Panel: = 3.64 min = -2.08
 Most favoured Least favoured



Brocard Georges (SUI)

Judge: max country bias = 1.10 min = -0.91 o/all avg = 0.18
 Panel: = 3.64 min = -2.08
 Most favoured Least favoured



Gaillard John (RSA)

Judge: max country bias = 1.19 min = -2.08 o/all avg = 0.13
 Panel: = 3.64 min = -2.08
 Most favoured Least favoured

