

# Analysis of Judges Combined Anomalies

Sequences: Seq01 Programme 1: Free Known, Seq02 Programme 2: Free Unknown #1 (ADV), Seq03 Programme 3: Free Unknown #2 (ADV)

12-th FAI WAAC 2016

Radom-Sadków, POLAND

4-14 August 2016

	RSA	USA	FRA	LTU	GER	RUS	UKR	JPN
	Laszlo	Martin	Bernard	Algis	Jürgen	Oleg	Galyna	Miyako
	LISZKAY	FLOURNOY	COURTOIS	ORLICKAS	LEUKEFELD	SHPOLIANSKIY	SUPRUNENKO	KANAO
	RI 13.05 [3]	RI 14.04 [3]	RI 14.62 [3]	RI 15.97 [3]	RI 17.27 [3]	RI 20.18 [3]	RI 24.79 [3]	RI 25.38 [3]

All Judges  
No %

## Use of Marks:

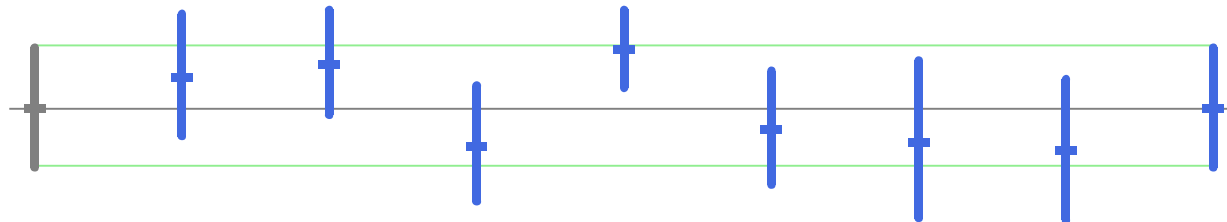
HZ - Hard Zeros	210	1.2	27	1.3	27	1.3	28	1.3	26	1.2	27	1.3	25	1.2	28	1.3	22	1.0
PZ - Perception Zeros	238	1.4	59	2.8	36	1.7	74	3.5	10	0.5	17	0.8	21	1.0	17	0.8	4	0.2
Marks from 0.0 to 6.5	4032	23.6	396	18.6	286	13.4	703	33.0	200	9.4	617	28.9	723	33.9	681	31.9	426	20.0
Marks from 7.0 to 10.0	12540	73.5	1647	77.3	1777	83.3	1326	62.2	1894	88.8	1465	68.7	1363	63.9	1405	65.9	1663	78.0
AV - averages	36	0.2	3	0.1	6	0.3	1	0.0	2	0.1	6	0.3	0	0.0	1	0.0	17	0.8
Total marks Pilots/Judge	17056		2132	156	2132	156	2132	156	2132	156	2132	156	2132	156	2132	156	2132	156

Note that this CJ's Analysis sheet provides cumulative marks data from only the second FPS pass from which the lower scoring Pilots are excluded, whereas the individual Judges Analysis sheets comprise data from all Pilots and may therefore provide slightly higher totals.

## Style Comparison:

Average:	7.2	7.4	7.5	6.9	7.6	7.0	6.9	6.8	7.1
Style:	1.8	1.8	1.6	1.8	1.2	1.7	2.4	2.1	1.8

Average and Style  
of Judges Raw Marks  
compared to normalised  
all-Judges average  
Style  $\approx 2 \times$  Raw SD



Vertical axis scale:  
1 mark = 25mm

Raw Marks Factors:	Average %:	100	+ 3.3	+ 4.6	- 3.9	+ 6.1	- 2.1	- 3.5	- 4.5	- 0.2
	Style %:	100	+ 2.2	- 12.3	- 2.2	- 34.6	- 5.1	+ 32.6	+ 18.4	+ 1.1

## Figure anomalies

HZ to fitted value	34	0.2	2	3	3	4	4	2	10	6
Mark to confirmed HZ	45	0.3	2	2	3	6	5	5	10	12
PZ to confirmed HZ	1	0.0	1	-	-	-	-	-	-	-
PZ to fitted value	143	0.8	29	26	47	4	9	15	10	3
AV to confirmed HZ	2	0.0	-	2	-	-	-	-	-	-
AV to fitted value	34	0.2	3	4	1	2	6	-	1	17
Lo to fitted value	160	0.9	20	28	21	17	16	14	20	24
Hi to fitted value	76	0.4	3	9	12	15	6	6	8	17
The 60% Rule	32	0.2	4	4	4	4	4	4	4	4
Total figure anomalies	527		64	78	91	52	50	46	63	83

**Sequences:** Seq01 Programme 1: Free Known, Seq02 Programme 2: Free Unknown #1 (ADV), Seq03 Programme 3: Free Unknown #2 (ADV)

RSA	USA	FRA	LTU	GER	RUS	UKR	JPN
Laszlo LISZKAY	Martin FLOURNOY	Bernard COURTOIS	Algis ORLICKAS	Jürgen LEUKEFELD	Oleg SHPOLIANSKIY	Galyna SUPRUNENKO	Miyako KANAO

### Sequence anomalies

Team	Pilots assessed in FPS pass-2																					
AUT Austria	3	2 Lo 0 Hi	-	-	-	-	-	-	-	-	-	-	-	-	-	-	-	1 Lo	-	1 Lo	-	
BEL Belgium	6	2 Lo 0 Hi	1 Lo	-	-	-	-	-	-	-	-	-	-	-	-	-	-	1 Lo	-	-	-	
FRA France	18	5 Lo 7 Hi	1 Lo	-	-	-	-	2 Hi	1 Lo	2 Hi	1 Lo	3 Hi	-	-	-	-	-	-	-	-	2 Lo	-
GER Germany	8	0 Lo 2 Hi	-	-	-	1 Hi	-	-	-	-	-	-	-	-	1 Hi	-	-	-	-	-	-	-
GBR Great Britain	12	1 Lo 1 Hi	-	-	-	-	-	-	-	-	-	-	-	-	-	-	1 Lo	-	-	-	1 Hi	-
LTU Lithuania	6	2 Lo 4 Hi	-	-	-	-	-	-	-	-	-	-	-	-	-	-	1 Lo	-	-	-	1 Lo	1 Hi
LUX Luxembourg	3	0 Lo 1 Hi	-	-	-	-	-	-	-	-	-	-	-	-	-	-	-	-	-	-	-	1 Hi
POL Poland	17	5 Lo 6 Hi	-	-	1 Lo	-	1 Lo	-	-	1 Hi	-	1 Hi	3 Lo	2 Hi	-	1 Hi	-	-	-	-	-	1 Hi
ROU Romania	12	2 Lo 2 Hi	-	-	1 Lo	-	1 Lo	-	-	-	-	1 Hi	-	1 Hi	-	-	-	-	-	-	-	-
RUS Russian Federation	24	8 Lo 11 Hi	-	1 Hi	1 Lo	-	3 Lo	-	1 Lo	-	-	1 Hi	-	6 Hi	1 Lo	1 Hi	-	-	-	-	2 Lo	2 Hi
SVK Slovakia	3	0 Lo 1 Hi	-	-	-	-	-	-	-	-	-	-	-	-	-	-	-	-	-	-	-	1 Hi
UKR Ukraine	18	5 Lo 9 Hi	1 Lo	-	1 Lo	-	1 Lo	-	1 Lo	-	-	-	-	-	-	-	-	-	-	9 Hi	1 Lo	-
USA United States	20	8 Lo 11 Hi	-	2 Hi	-	6 Hi	1 Lo	-	1 Lo	-	1 Lo	-	2 Lo	-	2 Lo	1 Hi	-	-	-	-	1 Lo	2 Hi
<b>Total sequence anomalies</b>		<b>40 Lo 55 Hi</b>	<b>3 Lo 3 Hi</b>	<b>4 Lo 7 Hi</b>	<b>7 Lo 2 Hi</b>	<b>4 Lo 6 Hi</b>	<b>3 Lo 6 Hi</b>	<b>6 Lo 10 Hi</b>	<b>5 Lo 12 Hi</b>	<b>8 Lo 9 Hi</b>												

### Review of Perception Zeros

PZ's accepted = 79	25	8	24	5	7	4	5	1
PZ's rejected = 159	34	28	50	5	10	17	12	3
<b>Totals per Judge</b>	<b>59</b>	<b>36</b>	<b>74</b>	<b>10</b>	<b>17</b>	<b>21</b>	<b>17</b>	<b>4</b>

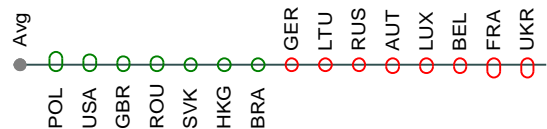
Sequences: Seq01 Programme 1: Free Known, Seq02 Programme 2: Free Unknown #1 (ADV), Seq03 Programme 3: Free Unknown #2 (ADV)

**Cumulative RI contributions per Team**

**Laszlo LISZKAY (RSA)**

Judge: max country bias = 0.60 min = -0.76 o/all avg = -0.04  
 Panel: = 11.17 min = -2.16

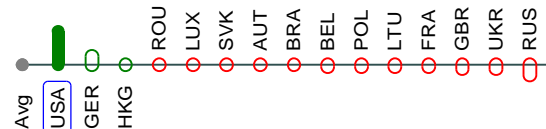
Most favoured Least favoured



**Martin FLOURNOY (USA)**

Judge: max country bias = 3.56 min = -1.08 o/all avg = 0.16  
 Panel: = 11.17 min = -2.16

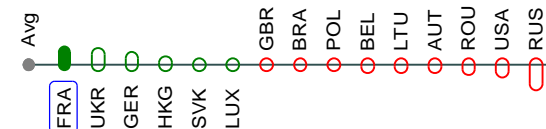
Most favoured Least favoured



**Bernard COURTOIS (FRA)**

Judge: max country bias = 1.39 min = -2.08 o/all avg = -0.05  
 Panel: = 11.17 min = -2.16

Most favoured Least favoured



**Algis ORLICKAS (LTU)**

Judge: max country bias = 1.30 min = -0.94 o/all avg = 0.17  
 Panel: = 11.17 min = -2.16

Most favoured Least favoured



**Jürgen LEUKEFELD (GER)**

Judge: max country bias = 0.85 min = -1.34 o/all avg = -0.04  
 Panel: = 11.17 min = -2.16

Most favoured Least favoured



**Oleg SHPOLIANSKIY (RUS)**

Judge: max country bias = 6.67 min = -2.16 o/all avg = 0.33  
 Panel: = 11.17 min = -2.16

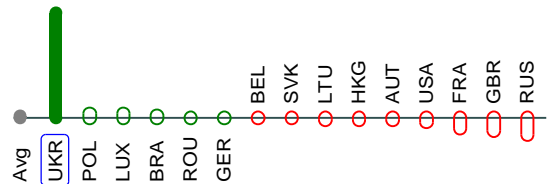
Most favoured Least favoured



**Galyna SUPRUNENKO (UKR)**

Judge: max country bias = 11.17 min = -1.83 o/all avg = 0.78  
 Panel: = 11.17 min = -2.16

Most favoured Least favoured



**Miyako KANAO (JPN)**

Judge: max country bias = 1.87 min = -1.69 o/all avg = 0.40  
 Panel: = 11.17 min = -2.16

Most favoured Least favoured

