

Analysis of Judges Combined Anomalies

Sequences: Seq01 Programme 1: Free Known, Seq02 Programme 2: Free Unknown #1 (UNP), Seq03 Programme 3: Free Unknown #2 (UNP), Seq04 Programme 4: Free Unknown #3

World Aerobic Championships

Malelane, South Africa

9-17 September 2017

| | | HUN | FRA | RUS | RSA | USA | FIN | LTU | | | | | | | | |
|--------------------------|------------|---------------|--------------|---------------------|----------------|----------------|----------------|--------------------|------|------|------|------|------|------|------|------|
| | | Gabor Talabos | Guy Auger | Vladimir Kotelnikov | Laszlo Liszkay | Marty Flournoy | Kimmo Virtanen | Violeta Gedminaite | | | | | | | | |
| | | RI 10.04 [4] | RI 10.79 [4] | RI 10.86 [4] | RI 11.21 [4] | RI 14.43 [4] | RI 16.30 [4] | RI 21.68 [4] | | | | | | | | |
| | All Judges | | | | | | | | | | | | | | | |
| | No | | | | | | | | | | | | | | | |
| | % | | | | | | | | | | | | | | | |
| HZ - Hard Zeros | 173 | 1.4 | 32 | 1.8 | 25 | 1.4 | 25 | 1.4 | 21 | 1.2 | 23 | 1.3 | 23 | 1.3 | 24 | 1.3 |
| PZ - Perception Zeros | 127 | 1.0 | 26 | 1.5 | 27 | 1.5 | 29 | 1.6 | 15 | 0.8 | 23 | 1.3 | 5 | 0.3 | 2 | 0.1 |
| Marks from 0.0 to 6.5 | 2682 | 21.5 | 402 | 22.6 | 370 | 20.8 | 425 | 23.9 | 325 | 18.2 | 489 | 27.5 | 345 | 19.4 | 326 | 18.3 |
| Marks from 7.0 to 10.0 | 9474 | 76.0 | 1319 | 74.1 | 1359 | 76.3 | 1302 | 73.1 | 1416 | 79.5 | 1242 | 69.7 | 1407 | 79.0 | 1429 | 80.2 |
| AV - averages | 11 | 0.1 | 2 | 0.1 | 0 | 0.0 | 0 | 0.0 | 4 | 0.2 | 4 | 0.2 | 1 | 0.1 | 0 | 0.0 |
| Total marks Pilots/Judge | 12467 | | 1781 | 128 | 1781 | 128 | 1781 | 128 | 1781 | 128 | 1781 | 128 | 1781 | 128 | 1781 | 128 |

Note that this CJ's Analysis sheet provides cumulative marks data from only the second FPS pass from which the lower scoring Pilots are excluded, whereas the individual Judges Analysis sheets comprise data from all Pilots and may therefore provide slightly higher totals.

Style Comparison:

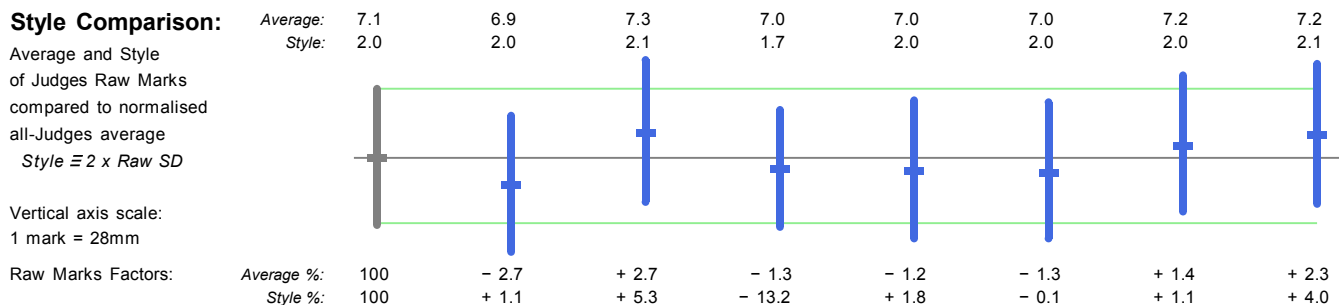


Figure anomalies

| | | | | | | | | | |
|------------------------|-----|-----|----|----|----|----|----|----|----|
| HZ to fitted value | 32 | 0.3 | 10 | 6 | 2 | 2 | 6 | 3 | 3 |
| Mark to confirmed HZ | 29 | 0.2 | 2 | 6 | 1 | 4 | 7 | 5 | 4 |
| PZ to confirmed HZ | 2 | 0.0 | - | - | 1 | 1 | - | - | - |
| PZ to fitted value | 99 | 0.8 | 21 | 21 | 23 | 11 | 19 | 3 | 1 |
| AV to confirmed HZ | 3 | 0.0 | 1 | - | - | 1 | 1 | - | - |
| AV to fitted value | 8 | 0.1 | 1 | - | - | 3 | 3 | 1 | - |
| Lo to fitted value | 124 | 1.0 | 19 | 10 | 29 | 12 | 28 | 11 | 15 |
| Hi to fitted value | 55 | 0.4 | 6 | 6 | 7 | 10 | 9 | 10 | 7 |
| The 60% Rule | 27 | 0.2 | 4 | 4 | 4 | 3 | 4 | 4 | 4 |
| Total figure anomalies | 379 | | 64 | 53 | 67 | 47 | 77 | 37 | 34 |

. . . continued from previous page

Sequences: Seq01 Programme 1: Free Known, Seq02 Programme 2: Free Unknown #1 (UNP), Seq03 Programme 3: Free Unknown #2 (UNP),
Seq04 Programme 4: Free Unknown #3

| | | | | | | |
|---------------|-----------|---------------------|---------------|----------------|----------------|--------------------|
| HUN | FRA | RUS | RSA | USA | FIN | LTU |
| Gabor Talabos | Guy Auger | Vladimir Kotelnikov | Laszlo Liskay | Marty Flournoy | Kimmo Virtanen | Violeta Gedminaitė |

Sequence anomalies

| Team | Pilots assessed in FPS pass-2 | | | | | | | | | | | | | | | | |
|--------------------------|-------------------------------|-------|-------|------|------|--------|------|--------|--------|--------|-----------|------|------|-------|-----------|------|------|
| FRA France | 32 | 8 Lo | 6 Hi | - | - | - 3 Hi | - | - | - 2 Hi | 2 Lo | - | 4 Lo | - | 2 Lo | 1 Hi | | |
| GBR Great Britain | 8 | 2 Lo | 1 Hi | - | 1 Hi | - | - | 1 Lo | - | 1 Lo | - | - | - | - | - | | |
| HUN Hungary | 6 | 1 Lo | 0 Hi | - | - | - | - | - | - | - | - | - | - | 1 Lo | - | | |
| POR Portugal | 3 | 3 Lo | 3 Hi | - | - | 1 Lo | - | - 1 Hi | 1 Lo | - | - | 1 Lo | 1 Hi | - | 1 Hi | | |
| ROM Romania | 4 | 0 Lo | 2 Hi | - | 1 Hi | - | - | - | - | - | 1 Hi | - | - | - | - | | |
| RUS Russian Federation | 16 | 5 Lo | 3 Hi | - | - | 2 Lo | - | - 2 Hi | - | - | 1 Lo | - | 1 Lo | - | 1 Lo 1 Hi | | |
| RSA South Africa | 21 | 8 Lo | 7 Hi | 2 Lo | - | 1 Lo | - | 1 Lo | - | - 5 Hi | 1 Lo | - | 1 Lo | - | 2 Lo 2 Hi | | |
| ESP Spain | 4 | 2 Lo | 1 Hi | - | - | - | - | - | 2 Lo | - | - | - | - | - | 1 Hi | | |
| USA United States | 26 | 9 Lo | 7 Hi | - | - | - 1 Hi | - | - | 2 Lo | - | 1 Lo 4 Hi | 4 Lo | 1 Hi | 2 Lo | 1 Hi | | |
| Total sequence anomalies | | 38 Lo | 30 Hi | 2 Lo | 2 Hi | 4 Lo | 4 Hi | 1 Lo | 3 Hi | 6 Lo | 7 Hi | 6 Lo | 5 Hi | 11 Lo | 2 Hi | 8 Lo | 7 Hi |

Review of Perception Zeros

| | | | | | | | |
|---------------------|----|----|----|----|----|---|---|
| PZ's accepted = 20 | 3 | 4 | 4 | 3 | 3 | 2 | 1 |
| PZ's rejected = 107 | 23 | 23 | 25 | 12 | 20 | 3 | 1 |
| Totals per Judge | 26 | 27 | 29 | 15 | 23 | 5 | 2 |

... continued from previous page

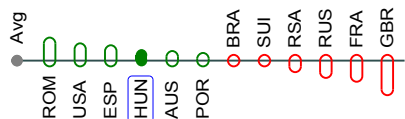
Sequences: Seq01 Programme 1: Free Known, Seq02 Programme 2: Free Unknown #1 (UNP), Seq03 Programme 3: Free Unknown #2 (UNP), Seq04 Programme 4: Free Unknown #3

Cumulative RI contributions per Team

Gabor Talabos (HUN)

Judge: max country bias = 0.69 min = -1.13 o/all avg = -0.07
 Panel: = 3.67 min = -2.41

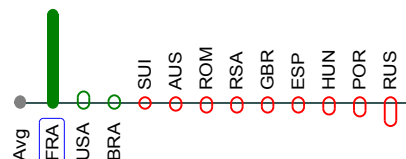
Most favoured Least favoured



Guy Auger (FRA)

Judge: max country bias = 3.36 min = -0.69 o/all avg = 0.21
 Panel: = 3.67 min = -2.41

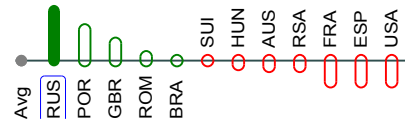
Most favoured Least favoured



Vladimir Kotelnikov (RUS)

Judge: max country bias = 1.93 min = -0.84 o/all avg = 0.10
 Panel: = 3.67 min = -2.41

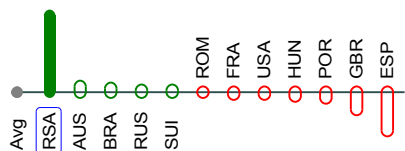
Most favoured Least favoured



Laszlo Liszokay (RSA)

Judge: max country bias = 2.90 min = -1.50 o/all avg = 0.09
 Panel: = 3.67 min = -2.41

Most favoured Least favoured



Marty Flournoy (USA)

Judge: max country bias = 3.05 min = -1.40 o/all avg = 0.08
 Panel: = 3.67 min = -2.41

Most favoured Least favoured



Kimmo Virtanen (FIN)

Judge: max country bias = 1.79 min = -1.55 o/all avg = 0.04
 Panel: = 3.67 min = -2.41

Most favoured Least favoured



Violeta Gedminaite (LTU)

Judge: max country bias = 3.67 min = -2.41 o/all avg = -0.13
 Panel: = 3.67 min = -2.41

Most favoured Least favoured

