

## Analysis of Judges Combined Anomalies

**Sequences:** Seq01 Programme 1: Free Known, Seq02 Programme 2: Free Unknown #1 (INP), Seq03 Programme 3: Free Unknown #2 (INP), Seq04 Programme 4: Free Unknown #3

### WIAC 2019

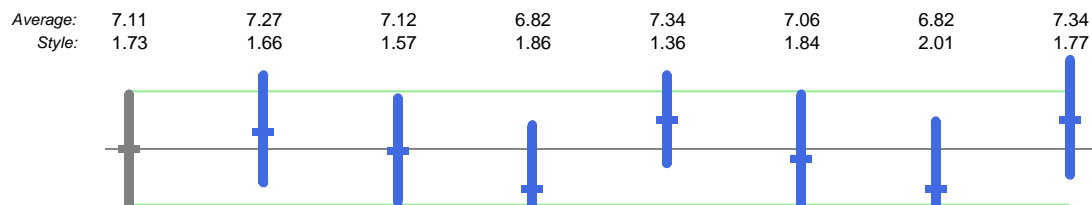
#### Bøeclav

07.07.-13.07.2019

	All Judges		RSA		GER		UKR		RUS		HUN		CZE		GBR	
	No	%	Johnie Smith		Steff Hau		Galyna Suprunenko		Alexander Miakishev		Bela Guraly		Zuzana Danihelova		Nick Buckenham	
			RI 7.59 [4]		RI 9.35 [4]		RI 11.29 [4]		RI 12.99 [4]		RI 13.09 [4]		RI 17.63 [4]		RI 21.48 [4]	
HZ - Hard Zeros	226	2.2	29	2.0	30	2.1	35	2.4	29	2.0	30	2.1	40	2.8	33	2.3
PZ - Perception Zeros	123	1.2	17	1.2	12	0.8	36	2.5	7	0.5	10	0.7	20	1.4	21	1.4
Marks from 0.0 to 6.5	2803	27.6	329	22.6	324	22.3	533	36.7	198	13.6	499	34.3	581	40.0	339	23.3
Marks from 7.0 to 10.0	6988	68.7	1071	73.7	1081	74.4	846	58.2	1213	83.5	912	62.8	812	55.9	1053	72.5
AV - averages	31	0.3	7	0.5	6	0.4	3	0.2	6	0.4	2	0.1	0	0.0	7	0.5
Total marks Pilots/Judge	10171		1453	108	1453	108	1453	108	1453	108	1453	108	1453	108	1453	108

### Style Comparison:

Average and Style of Judges Raw Marks compared to normalised all-Judges average  
Style  $\equiv 2 \times$  Raw SD



Vertical axis scale:  
1 mark = 27mm

Raw Marks Factors:	Average %:	100	+ 2.24	+ 0.12	- 4.08	+ 3.22	- 0.71	- 4.07	+ 3.26
	Style %:	100	- 3.56	- 8.85	+ 7.59	- 20.92	+ 6.83	+ 16.53	+ 2.38

### Figure anomalies

HZ to fitted value	51	0.5	4	8	9	6	6	11	7
Mark to confirmed HZ	37	0.4	3	7	5	7	7	3	5
PZ to confirmed HZ	1	0.0	1	-	-	-	-	-	-
PZ to fitted value	58	0.6	8	6	19	1	3	8	13
AV to confirmed HZ	12	0.1	3	3	1	2	1	-	2
AV to fitted value	19	0.2	4	3	2	4	1	-	5
Lo to fitted value	58	0.6	7	6	5	7	10	10	13
Hi to fitted value	45	0.4	6	4	6	8	8	2	11
The 60% Rule	28	0.3	4	4	4	4	4	4	4
Total figure anomalies	309		40	41	51	39	40	38	60

... continued from previous page

**Sequences:** Seq01 Programme 1: Free Known, Seq02 Programme 2: Free Unknown #1 (INP), Seq03 Programme 3: Free Unknown #2 (INP),  
Seq04 Programme 4: Free Unknown #3

RSA	GER	UKR	RUS	HUN	CZE	GBR
Johnie Smith	Steff Hau	Galyna Suprunenko	Alexander Miakishev	Bela Guraly	Zuzana Danihelova	Nick Buckenham

### Sequence anomalies

Team	Pilots assessed in FPS pass-2																
AUT Austria	12	4 Lo	3 Hi	-	-	-	2 Hi	-	-	-	-	1 Lo	-	3 Lo	-	-	1 Hi
CZE Czech Republic	28	6 Lo	7 Hi	1 Lo	-	-	-	-	2 Lo	1 Hi	2 Lo	-	-	6 Hi	1 Lo	-	-
GBR Great Britain	24	9 Lo	5 Hi	1 Lo	-	1 Lo	-	1 Lo	-	2 Lo	1 Hi	-	1 Hi	4 Lo	-	-	3 Hi
GER Germany	4	0 Lo	1 Hi	-	-	-	-	-	1 Hi	-	-	-	-	-	-	-	-
HUN Hungary	12	5 Lo	2 Hi	-	1 Hi	1 Lo	-	-	-	1 Lo	-	-	1 Hi	2 Lo	-	1 Lo	-
ITA Italy	4	1 Lo	0 Hi	-	-	-	-	-	-	-	-	1 Lo	-	-	-	-	-
POL Poland	12	0 Lo	4 Hi	-	-	-	-	-	1 Hi	-	-	-	2 Hi	-	-	-	1 Hi
UKR Ukraine	12	4 Lo	2 Hi	-	-	1 Lo	-	-	2 Hi	1 Lo	-	-	-	-	-	2 Lo	-
Total sequence anomalies		29 Lo	24 Hi	2 Lo	1 Hi	3 Lo	2 Hi	1 Lo	4 Hi	6 Lo	2 Hi	4 Lo	4 Hi	9 Lo	6 Hi	4 Lo	5 Hi

### Review of Perception Zeros

PZ's accepted = 61	7	6	17	6	6	12	7
PZ's rejected = 62	10	6	19	1	4	8	14
Totals per Judge	17	12	36	7	10	20	21

... continued from previous page

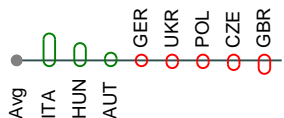
**Sequences:** Seq01 Programme 1: Free Known, Seq02 Programme 2: Free Unknown #1 (INP), Seq03 Programme 3: Free Unknown #2 (INP), Seq04 Programme 4: Free Unknown #3

**Cumulative RI contributions per Team**

**Johnie Smith (RSA)**

Judge: max country bias = 1.37 min = -0.56 o/all avg = 0.13  
 Panel: = 6.45 min = -2.92

Most favoured Least favoured



**Steff Hau (GER)**

Judge: max country bias = 0.85 min = -1.08 o/all avg = 0.04  
 Panel: = 6.45 min = -2.92

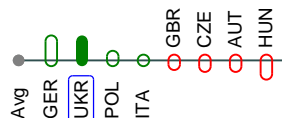
Most favoured Least favoured



**Galyna Suprunenko (UKR)**

Judge: max country bias = 1.28 min = -0.85 o/all avg = 0.13  
 Panel: = 6.45 min = -2.92

Most favoured Least favoured



**Alexander Miakishev (RUS)**

Judge: max country bias = 1.10 min = -1.36 o/all avg = -0.14  
 Panel: = 6.45 min = -2.92

Most favoured Least favoured



**Bela Guraly (HUN)**

Judge: max country bias = 2.21 min = -1.75 o/all avg = 0.26  
 Panel: = 6.45 min = -2.92

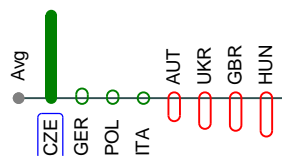
Most favoured Least favoured



**Zuzana Danihelova (CZE)**

Judge: max country bias = 5.55 min = -2.13 o/all avg = -0.10  
 Panel: = 6.45 min = -2.92

Most favoured Least favoured



**Nick Buckenham (GBR)**

Judge: max country bias = 6.45 min = -2.92 o/all avg = 0.22  
 Panel: = 6.45 min = -2.92

Most favoured Least favoured

